

# UNITED OVERSEAS INSURANCE LIMITED

(Singapore Company Registration No.: 197100152-R)

## Financial Highlights For Full Year 2008 Results

Disclaimer : This material that follows is a presentation of general background information about the Company's activities as at 31 December 2008. It is information given in summary form and does not purport to be complete. It is not to be relied upon as advice to investors or potential investors and does not take into account the investment objectives, financial situation or needs of any particular investor. This material should be considered with professional advice when deciding if an investment is appropriate. The Company accepts no liability whatsoever with respect to the use of this material or its content.

# UNITED OVERSEAS INSURANCE LIMITED

## Profit For The Financial Year

| (\$'000)            | 2008    | Group<br>2007 | Change |
|---------------------|---------|---------------|--------|
| Gross premiums      | 83,021  | 71,282        | +16.5% |
| Underwriting profit | 14,287  | 13,769        | + 3.8% |
| Other income        | - 3,173 | 12,013        | NM     |
| Profit before tax   | 11,114  | 25,782        | -56.9% |

Note : NM = Not Meaningful

# UNITED OVERSEAS INSURANCE LIMITED

## Selected Balance Sheet Items As At Year End

| (\$'000)                | Group   |         |        |
|-------------------------|---------|---------|--------|
|                         | 2008    | 2007    | Change |
| Total assets            | 360,486 | 374,409 | -3.7%  |
| Net technical balances* | 65,556  | 61,244  | +7.0%  |
| Shareholders' equity    | 172,489 | 198,169 | -13.0% |

(\* After deduction of deferred acquisition cost)

# UNITED OVERSEAS INSURANCE LIMITED

## Financial Ratios

| (\$)                              | Group       |                     |
|-----------------------------------|-------------|---------------------|
|                                   | 2008        | 2007                |
| Dividend per share <sup>(1)</sup> |             |                     |
| - Interim                         | 0.03        | 0.05                |
| - Bonus                           | -           | 0.85                |
| - Final                           | <u>0.03</u> | <u>0.12</u>         |
| Total                             | <u>0.06</u> | <u>1.02</u>         |
| NAV per share <sup>(2)</sup>      | 2.82        | 3.24 <sup>(3)</sup> |

(1) Before deduction of income tax

(2) NAV – net asset value

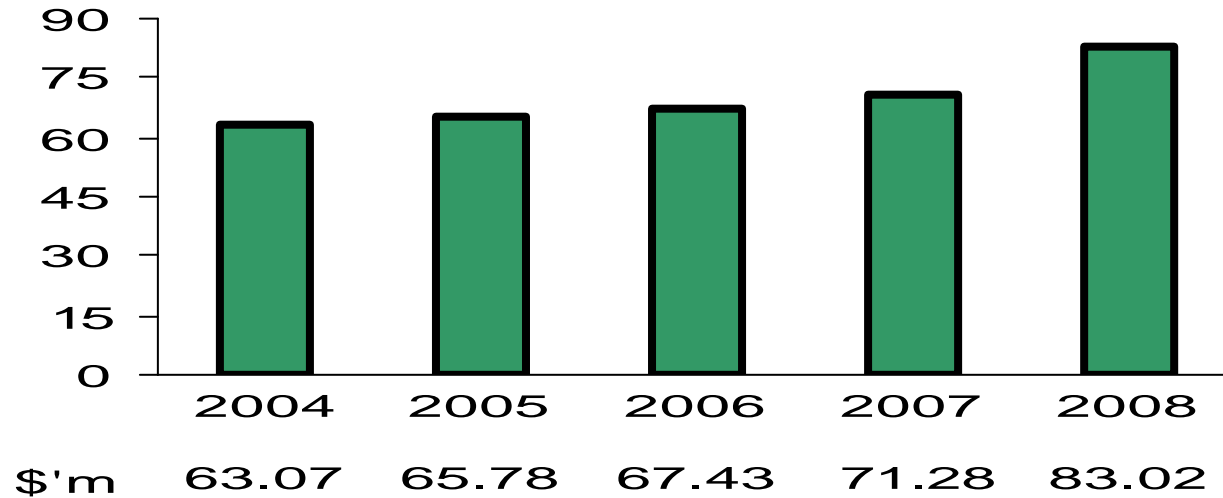
(3) On 20 July 2007, the Company allotted and issued 20,385,000 new Rights Shares on the basis of one Rights Share for every two existing ordinary shares.

# UNITED OVERSEAS INSURANCE LIMITED

## Five-year Development

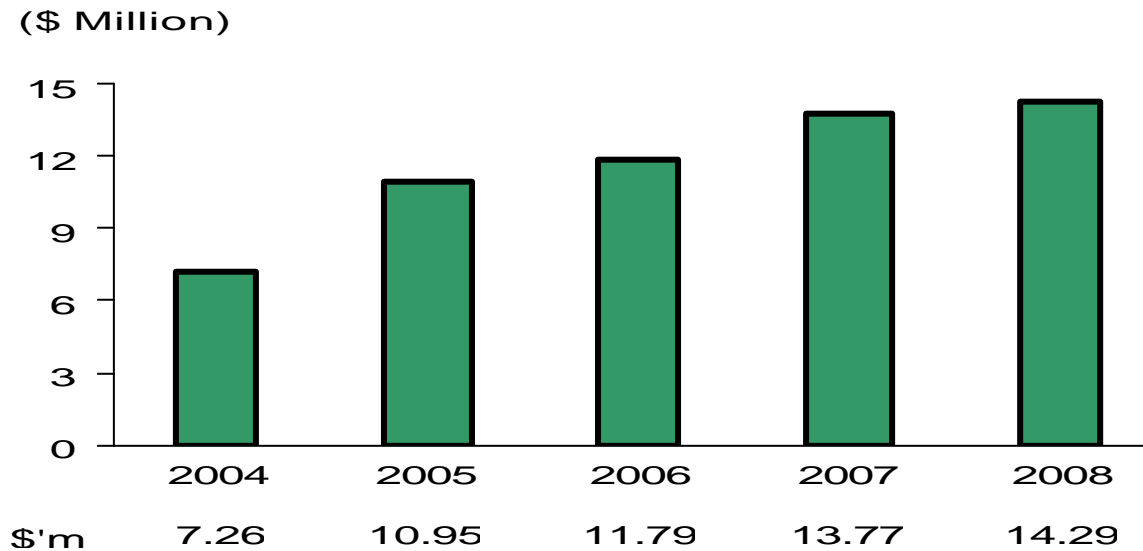
### (i) Group Gross Premium

(\$ Million)



# UNITED OVERSEAS INSURANCE LIMITED

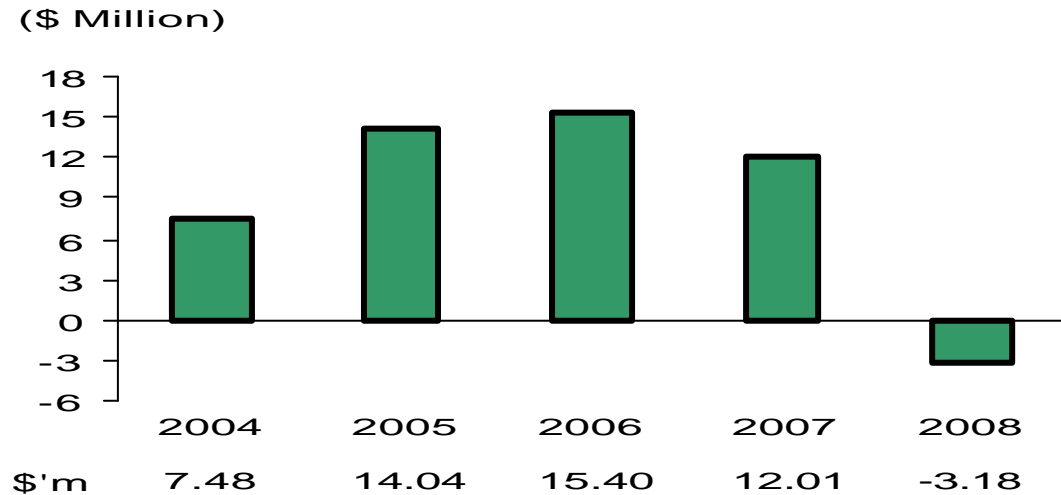
## Five-year Development (ii) Group Underwriting Profit



# UNITED OVERSEAS INSURANCE LIMITED

## Five-year Development

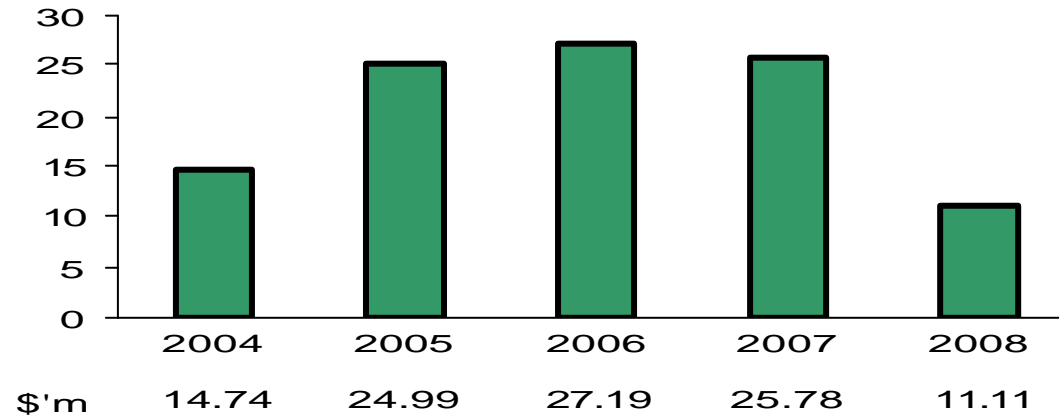
### (iii) Group Other Income



# UNITED OVERSEAS INSURANCE LIMITED

## Five-year Development (iv) Group Profit Before Tax

(\$ Million)



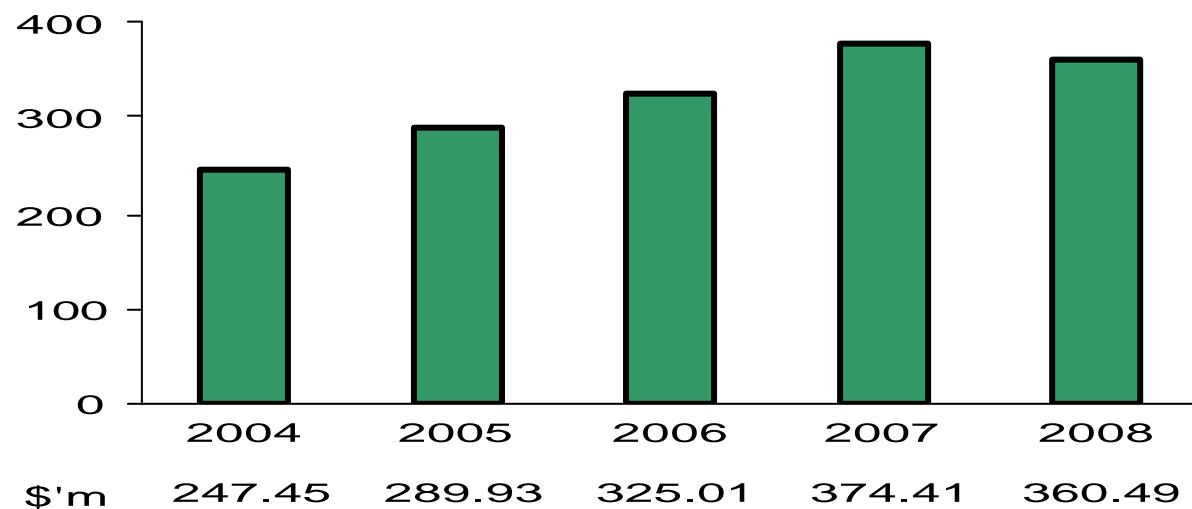


# UNITED OVERSEAS INSURANCE LIMITED

## Five-year Development

### (v) Group Total Assets

(\$ Million)

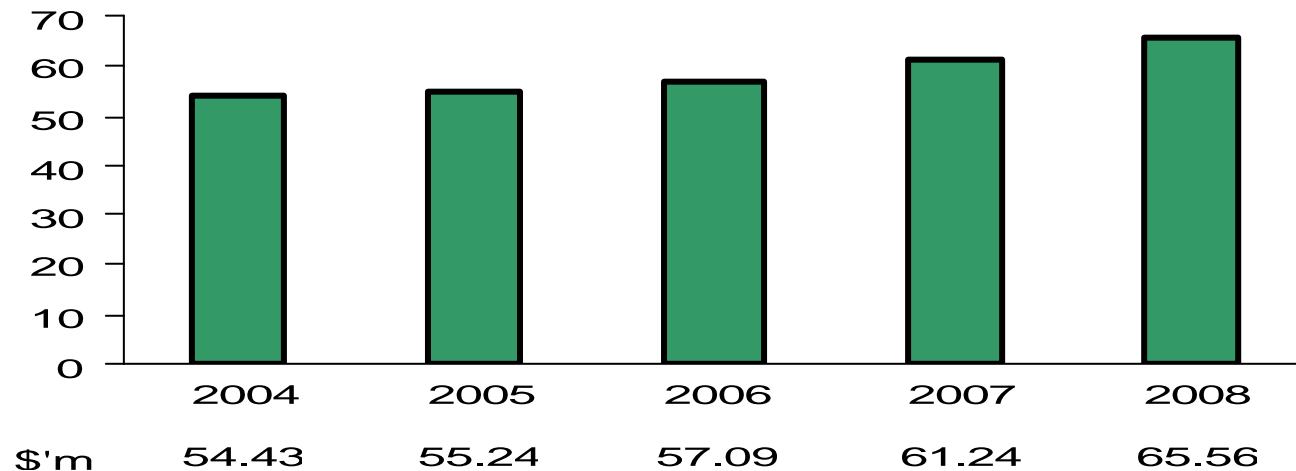


# UNITED OVERSEAS INSURANCE LIMITED

## Five-year Development

### (vi) Group Net Technical Balances\*

(\$ Million)

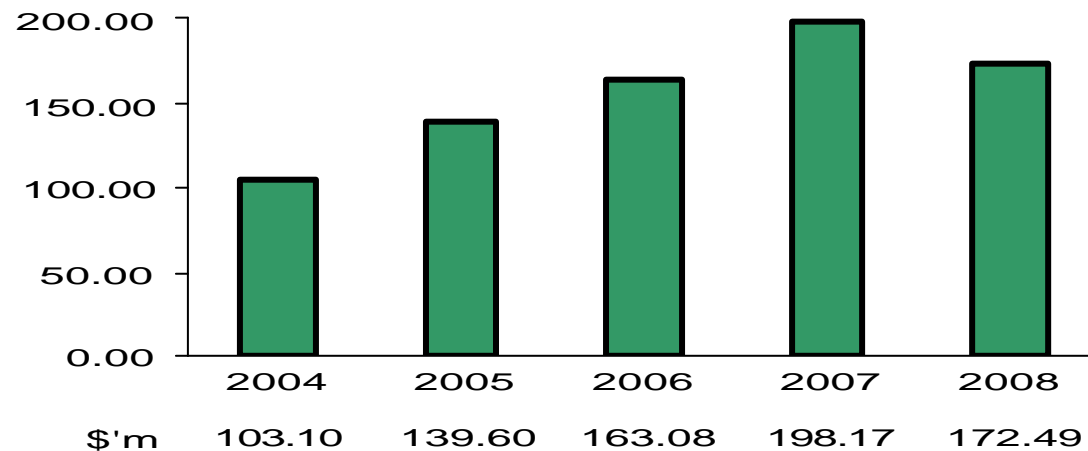


(\* After deduction of deferred acquisition cost)

# UNITED OVERSEAS INSURANCE LIMITED

## Five-year Development (vii) Group Shareholders' Equity

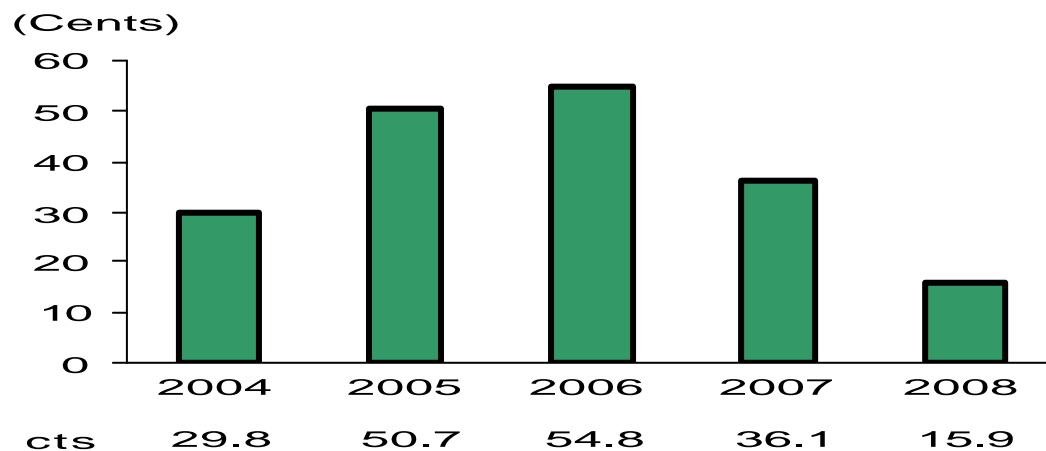
(\$ Million)



# UNITED OVERSEAS INSURANCE LIMITED

## Five-year Development

### (viii) Group Earnings Per Share (basic & diluted)

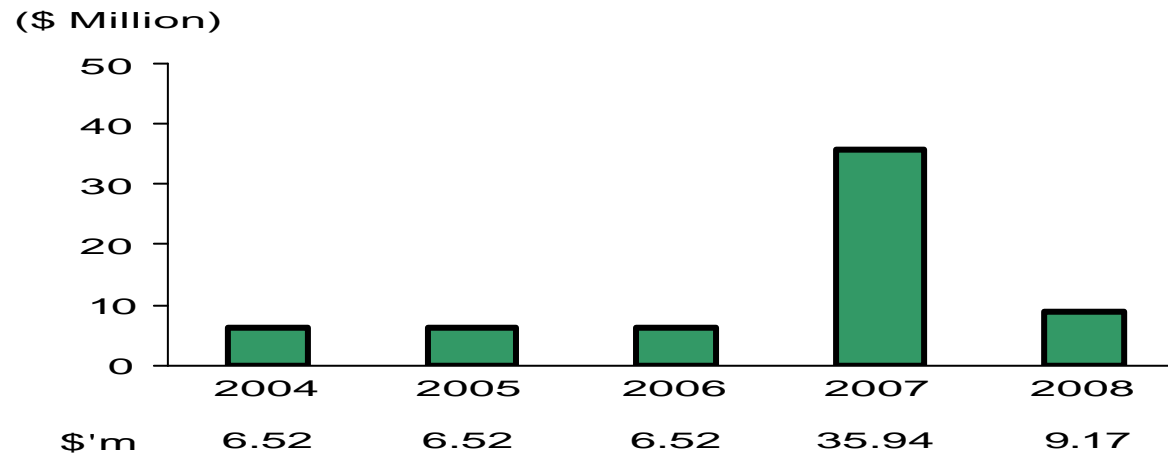


Year 2007 : On 20 July 2007, the Company allotted and issued 20,385,000 new Rights Shares on the basis of one Rights Share for every two existing ordinary shares.

# UNITED OVERSEAS INSURANCE LIMITED

## Five-year Development

### (ix) Group Dividend Payment

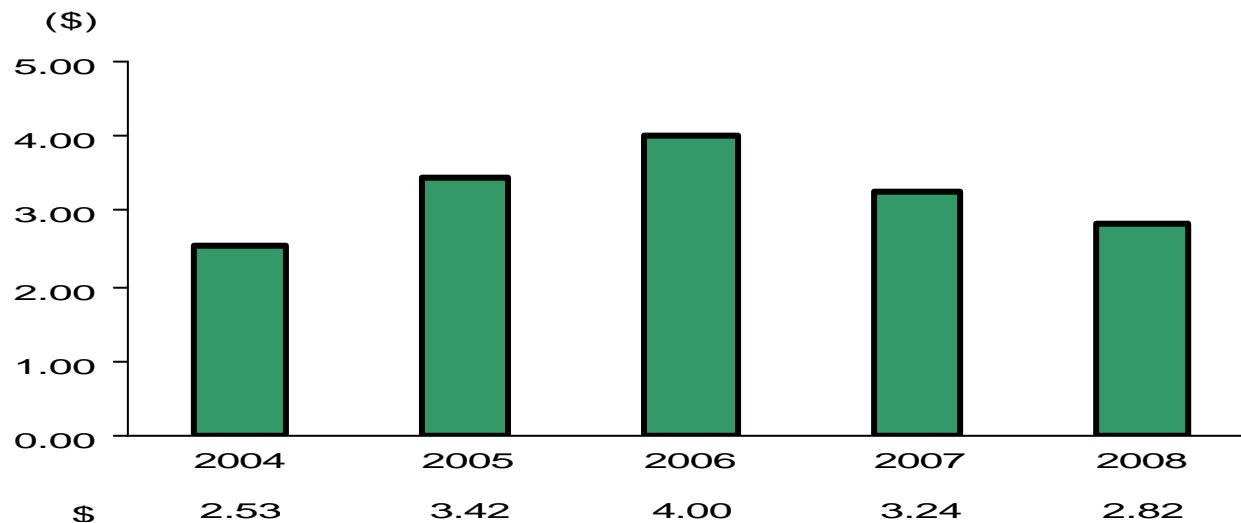


Year 2007 : Including a net bonus dividend of \$28.42 million.

# UNITED OVERSEAS INSURANCE LIMITED

## Five-year Development

### (x) Group Net Asset Value Per Share



Year 2007 : On 20 July 2007, the Company allotted and issued 20,385,000 new Rights Shares on the basis of one Rights Share for every two existing ordinary shares.